


verse
mapping

— BIBLE STUDY —
SIX SESSIONS

Acts

FEASTING ON THE ABUNDANCE
OF GOD'S WORD

K R I S T Y C A M B R O N



Acts

FEASTING ON THE ABUNDANCE
OF GOD'S WORD

STUDY GUIDE | SIX SESSIONS

K R I S T Y C A M B R O N



THOMAS NELSON
Since 1798

Verse Mapping Bible Study
Acts: Feasting on the Abundance of God's Word

© 2018 by Kristy Cambron

All rights reserved. No portion of this book may be reproduced, stored in a retrieval system, or transmitted in any form or by any means—electronic, mechanical, photocopy, recording, scanning, or other—except for brief quotations in critical reviews or articles, without the prior written permission of the publisher.

Published in Nashville, Tennessee, by Thomas Nelson. Thomas Nelson is a registered trademark of HarperCollins Christian Publishing, Inc.

Published in association with Books & Such Literary Management, 52 Mission Circle, Suite 122, PMB 170, Santa Rosa, California 95409-5370, www.booksandsuch.com.

All Scripture quotations, unless otherwise indicated, are taken from The Holy Bible, New International Version®, NIV®. Copyright © 1973, 1978, 1984, 2011 by Biblica, Inc.™ Used by permission. All rights reserved worldwide.

Scripture quotations marked MSG are taken from *The Message*. Copyright © by Eugene H. Peterson 1993, 1994, 1995, 1996, 2000, 2001, 2002. Used by permission of NavPress. All rights reserved. Represented by Tyndale House Publishers, Inc.

Scripture quotations marked NASB are taken from the New American Standard Bible®. Copyright © 1960, 1962, 1963, 1968, 1971, 1972, 1973, 1975, 1977, 1995 by The Lockman Foundation. Used by permission. www.Lockman.org.

Scripture quotations marked NKJV are taken from the New King James Version®. © 1982 by Thomas Nelson. Used by permission. All rights reserved.

Study Support Examples sections are excerpted from *NIV Biblical Theology Study Bible*. Copyright © 2015, 2018. Published by Zondervan, Grand Rapids, Michigan.

Photo on page 132 © Shutterstock.

Thomas Nelson titles may be purchased in bulk for educational, business, fundraising, or sales promotional use. For information, please e-mail SpecialMarkets@ThomasNelson.com.

ISBN 978-0-310-09001-4

First Printing March 2018 / Printed in the United States of America

⇒ Contents ⇒

Verse Mapping 101 Guide: Steps to Study the Bible Like Never Before	5
SESSION 1: The Fellowship	19
SESSION 2: The Unseen	39
SESSION 3: Made to Stand	57
SESSION 4: Broken	75
SESSION 5: The Saved	93
SESSION 6: The Feast	113
Story Road through Acts	133
Verse Mapping Study Plans: Book of Acts	138
Verse Mapping Reference and Resource Guide	139
Acknowledgments	143

verse mapping

101

GUIDE

Steps to Study the Bible Like Never Before

WHY VERSE MAPPING?

Let's be honest—does anyone else have difficulty understanding Scripture? (*Waving hand over here . . .*)

Do you want to do more than just read—you actually want to research and apply what's in the Bible to your life today? (*Me too! Waving again.*)

Are you looking for a fellowship community where you can read, learn, explore, and map the Word of God together? (*Still here!*)

If this is you too, and you love unpacking the context of the Scriptures you're reading, but you want to do it in a super-simple way—looking at the Hebrew/Greek translations, finding connections in the Word, and learning as much as you can from your time with the Holy Spirit—then get ready. . . . You've just joined the community study that will inspire, encourage, and unlock your understanding of the Word of God!

WHAT IS VERSE MAPPING?

Verse mapping isn't new. It's been a topic of conversation for years. You'll find endless examples with a simple online search. And you guessed it—Bible journaling images and methods are popping up all over social media. But what is verse mapping? Who's doing it? And can it really help you understand the Word more clearly?

First things first . . .

definition: Verse mapping is a method of studying the historical context, transliteration, translation, connotation, and theological framework of a verse (or section of verses) in the Bible.

Plain and simple? Verse mapping is getting real about studying the Bible. All of it. It's not just reading. It's researching everything you can in a verse to learn more about who God is and how He wants to speak to you through His Word. In short? It's serious study.

4 *actions* What actions develop the story in this verse? What is happening in this verse? To whom?

1 *verse* What verse am I mapping? What key themes or specific words are speaking to me today?

2 *design* What different translations make up the design for this verse? Underline key phrases or words repeated.

3 *develop* What is the Hebrew or Greek meaning for the underlined phrases or words?

5 *outcome* What is God saying to me today? How do I apply this to my life?

HOW-TO FOR BEGINNERS

What qualifies me to do this kind of study?

If you're not a seminary-trained theologian by education, don't worry—verse mapping is for anyone with a heart to know the Word of God more.

What matters is not how much knowledge you have before you begin, but where the experience takes you. Verse mapping will inspire you to dig into the Word of God in individual study and in a group setting like never before. The Holy Spirit is your teacher and companion in this study; it's not the *what* you bring to the table that qualifies you—it's *Who*. And He's going to make sure you learn no matter where you begin.

What are the rules?

- **Rule #1:** If you can't back up your conclusions or thoughts with Scripture, then you can't write it down. Everything is fair game in studying *as long as God said it first*. (In other words, don't make anything up and don't assume you know what something means—back it up with Scripture or go back and find the *real* answer.)
- **Rule #2:** Make it personal. This is your journal and your study time with God. More than anything, let God meet you in this unique and intimate space and speak to you.
- **Rule #3:** Keep to your preferences for verse mapping—if you like to highlight . . . if you like to use a specific marker/pen color . . . or if you like to circle or underline key words and phrases. Do what feels intuitive for you.

There's no structurally right or wrong way to verse map. This particular study is structured working from right to left (a documentation page on the right, notes page on the left), and top to bottom. Once you've gathered the tools and mastered the confidence to apply what you've learned, it's up to you how your journal will look. Focus on the process and the way of this study method. Learn how to read and ask at the same time, and then go find the answers.

GATHERING AND GETTING STARTED

This section is quick. It's all about gathering a handful of tools and readying your heart for Him.

What you will need

Whether you're at a desk in your home office, at the local coffee shop, or on the go, verse mapping is a study method that will move with you. In fact, you probably already carry everything you need just about anywhere you go:

- **Journal:** Verse Mapping study guide with blank maps, or a notebook with blank pages.
- **Markers/pens:** Specific colors of markers or pens aren't required. This is personal.
- **Bible:** Or a Bible app on a smart device (to look up various translations).
- **Concordance:** Select a concordance with Hebrew/Greek dictionaries. I recommend *The NIV Exhaustive Bible Concordance, Third Edition* (also known as Strong's) from Zondervan, but you can also find the information online. If you don't have one—or if you're not able to carry one with you—you can also find this information on your smart device.
- **Time (varies):** While it's a requirement, the time you block on your calendar is *up to you*. Study time is on the honor system between you and God. If you have five minutes today and an hour tomorrow, dedicate what time you can, when you can. It's all about communion with Him.

Study Prompt:

Time is a big factor. You may have others who depend on you either inside your home, outside it, or both—and that can cut into the time you're able to study. If finding study *time* is a struggle that becomes a burden, then add that into the next step and pray about it. Eventually, you won't have to carve out time in the Word; it will be what your heart craves first, and most. The time to study will follow the passion to learn.

Prayer

This is a Holy Spirit-led study. So pray. Talk to Him. Ask Him to reveal more of who He is through your verse mapping journey.

The Holy Spirit must be the active guide in any time of study. Do whatever works to invite Him into your study space (listen to worship music, close the door, turn off all sound). Pray before every single time you open your Bible and intentionally seek deeper and clearer understanding of what you will read.

MAPPING 101

A comprehensive guide to change-your-life study time with God.

The process is simple. Each of the following words corresponds to a section on your verse map. Here's what you do (after you pray!):

- **Verse:** Select and write your verse(s) to map. Include the translation.
- **Design:** Write your verse(s) in two to four different translations. Identify key words or phrases that stand out among the varying translations.
- **Develop:** Look up key words or phrases in Hebrew/Greek. Write down definitions, synonyms, and root words. Discover any underlying meaning(s) in verse(s) and note it. (See the Reference and Resource Guide at the back of this study guide if you need help with where to look words up.)
- **Actions:** Research and document the people, places, and the context referenced. Ask: Who? What? Where? When? Why? How? Note connections to other concepts in Scripture you are familiar with and/or find in your research.
- **Outcome:** Write a one- to two-sentence summary of what you've learned. Anchor the verse you mapped to your life. This is the treasured truth the map brought you to.

That's it—five simple steps to change-your-life study time with God! All set? Let's map.

THE MAP

4 *actions* What actions develop the story in this verse? What is happening in this verse? To whom?

5 *outcome* _____
What is God saying to me today? How do I apply this to my life?

1 *verse* What verse am I mapping? What key themes or specific words are speaking to me today?

WRITE YOUR VERSE(S) –

WHAT IS THE HOLY SPIRIT TEACHING ME?

2 *design* _____ *develop* **3**
What different translations make up the design for this verse? Underline key phrases or words repeated. What is the Hebrew or Greek meaning for the underlined phrases or words?

1 *verse*

Select your verse(s)

Everything in your map will hinge on what verse(s) you select. Whether you're reading through an entire book of the Bible or moving around through a verse(s) of a specific theme, this is where you choose what your path will be for your study time. A few questions to ask yourself as you read:

- *What grabs me when I read it?*
- *What themes do I see?*
- *What question(s) do I have about what I just read?*

Write your verse(s)

If something stands out, then you can be sure that's your verse(s) for the day. Select it and write it down.

This study is formatted for use with the New International Version of the Bible. However, you can choose which translation(s) you prefer most. Once you've selected the verse(s) you'll map, write it in your preferred translation. (Remember, you'll document it in at least two to four other translations next.)

Study Prompt:

What verse are you mapping? What key themes or specific words are speaking to you today?

- *What's on your heart today?* If you're facing a difficult circumstance, or find yourself in an unexpected path in your own story with God, select a verse(s) that speaks to the theme of your heart for today.
- *What's that word?* If you're reading Scripture and something jumps off the page—a word you don't recognize, a city you've never heard of, or a phrase you don't quite understand—this is a good indication it might be your verse(s) to map for the day.

➤ | *Everything in your map will hinge
on what verse(s) you select.* | ➤

Study Prompt:

What gets lost in translation? How do the different translations present the same ideas or biblical principles?

4 *actions* What actions develop the story in this verse? What is happening in this verse? To whom?

1 *verse* What verse am I mapping? What key themes or specific words are speaking to me today?

2 *design* What different translations make up the design for this verse? Underline key phrases or words repeated.

develop 3 What is the Hebrew or Greek meaning for the underlined phrases or words?

5 *outcome* What is God saying to me today? How do I apply this to my life?

WRITE YOUR
VERSE IN
MULTIPLE
TRANSLATIONS

—
WHAT DOES
THIS VERSE
SAY?

2 *design*

The *design* identifies what the verse is calling attention to by comparing translations. The *design* calls out similar word choice, repetition of words, phrases, and/or aspects of grammar common across multiple translations. It brings to light what the verse is saying that cannot be lost to translation, and what may stand out as translation specific. Anything here could trigger a question or path for further investigation.

Write your verse(s)—or selected phrase(s)—in two to four additional translations. Underline, circle, or highlight key phrases or words that may be repeated across multiple translations.

- **Old Testament verses**—research the Hebrew.

Example: S. 6213. *asah* (aw-saw) a primitive root; to do or make, in the broadest sense and widest application (as follows):—accomplish, advance, appoint

- **New Testament verses**—research the Greek.

Example: S. 4100. *pisteuó* (pist-yoo'-o) from 4102; to have faith (in, upon, or with respect to, a person or thing), i.e. credit; by implication, to entrust (especially one's spiritual well-being to Christ):—believe(-r), commit (to trust), put in trust with

Note: S. is an abbreviation for *The NIV Exhaustive Concordance*, also known as Strong's.

Study Prompt:

Look at the verse in context. Think like a storyteller—how would you explain what's happening in your verse? Find the five senses in the story—sight, smell, sound, taste, and touch—as if you stepped into the characters' shoes. Look at what occurred before and after your verse. What's happening that caused the action in your verse?

➔ Verse mapping is getting real about studying the Bible. ➔

4 actions What actions develop the story in this verse? What is happening in this verse? To whom?

DOCUMENT YOUR RESEARCH:

- Characters in this/these verse(s)
- Context in surrounding verse(s)
- References to another section of Scripture
- Historical context or research

WHAT HAVE I FOUND THAT SUPPORTS THIS VERSE – OR – PRESENTS NEW IDEAS?

5 outcome _____
What is God saying to me today? How do I apply this to my life?

1 verse What verse am I mapping? What key themes or specific words are speaking to me today?

2 design _____
What different translations make up the design for this verse? Underline key phrases or words repeated.

3 develop _____
What is the Hebrew or Greek meaning for the underlined phrases or words?

4 actions

Actions record:

- What’s happening in the verse
- Who the characters are in what you’re reading
- How their story relates to other stories/verses/persons in other areas of Scripture
- What are the topics, themes, dates of significant events, and/or theological elements of the verse(s) you’re researching

Anything is fair game here, as long as you can back it up with Scripture. Look back a few chapters or verses and read what precedes your verse(s). Identify who, what, where, when. Research the context and customs of what life would have been like for the characters in your verse(s). Look up maps. Open history books. Read about what happened, why it happened, and how it is relevant to your life today.

This is where you'll find how the story connects to *your* story with God. Research it and write it down.

<p>4 <i>actions</i> What actions develop the story in this verse? What is happening in this verse? To whom?</p>	<p>1 <i>verse</i> What verse am I mapping? What key themes or specific words are speaking to me today?</p>
<p>5 <i>outcome</i> _____ What is God saying to me today? How do I apply this to my life?</p>	<p>2 <i>design</i> _____ <i>develop</i> 3 What different translations make up the design for this verse? Underline key phrases or words repeated.</p> <p>What is the Hebrew or Greek meaning for the underlined phrases or words?</p>
<p>WRITE YOUR MAP SUMMARY FOR FUTURE USE —</p> <p><i>WHAT HAVE I LEARNED? (LIFE APPLICATION)</i></p>	

5 *outcome*

The *outcome* is a quick-hit summary of what you've learned. One or two sentences should do it. Summarize, jot it down, and come back later to find where the Holy Spirit has confirmed His promises to you. This is your claim on this verse, at this time of your life. The *outcome* should reflect whatever truth has been revealed in your map.

Study Prompt:

As you continue verse mapping, you'll find this is the section that you refer back to most often. Summarize what you've learned—how would you take this truth and apply it in your home, office, school, church, or community? Make it short and powerful.

SPECIAL NOTE

Don't be afraid to start small.

If your first maps are one or two pages with lots of white space, that's okay. Other maps (depending on what you need to hear from God that day) could turn into four pages of study that digs deep into your heart.

Look up a word here. Choose a verse there. Just do it honestly, and the Holy Spirit will grow your passion around His Word. You don't have to have it all figured out with the first or even the twentieth map. You just have to come hungry to the table every day. God will handle the preparation for the feast ahead of time.

So, now it's your turn! Want to give it a try? Join the *community* of other Jesus-chasing mappers out there. Be sure to use the hashtag #VerseMapClub to connect and share your verse-map experience on social media. I'll be adding more posts soon, and you can bet I'll want to see how it's going for you. Connect with me on social media—I'm heart-happy to take this journey with you!

A handwritten signature in black ink that reads "Kristy". The script is fluid and cursive, with a prominent loop at the end of the word.

session

1

➤ The Fellowship ➤

When the day of Pentecost came, they were all together in one place. Suddenly a sound like the blowing of a violent wind came from heaven and filled the whole house where they were sitting. They saw what seemed to be tongues of fire that separated and came to rest on each of them. All of them were filled with the Holy Spirit and began to speak in other tongues as the Spirit enabled them.

ACTS 2:1-4

OPENING REFLECTION

The book of Acts is a portrait of COMMUNITY + UNITY. The fellowship of the early church—and the believers who gathered—show us we were never meant to walk our faith journey alone. And because of the actions of the Holy Spirit in an upper room, believers gathered around a feast table were forever changed.

What if we could learn God's promises, understand, and apply the Word in our community, believing the feast makes us stronger? Verse mapping is just that; it's thriving in community, pulling out a chair at the table made ready for every heart to unlock the feast of God's Word.

What if we were never meant to walk our faith journey alone?

FEASTING AND GETTING STARTED

Welcome to the first session of *Acts: Feasting on the Abundance of God's Word*.

Whether you've gathered in a favorite coffee shop corner, a church fellowship hall, in your home, or even on your neighbor's porch, this is meant to be a *feasting study*. The book of Acts is perfect for a verse mapping journey like this, because at its core, it's all about two things:

- *The thriving COMMUNITY of the newly formed church—its beginnings and the gospel's spread from Jerusalem to Rome,*
- *And still a part of that word COMMUNITY—the believer's UNITY with the Holy Spirit.*

This is our invitation to the table—to talk faith, life, and story roads—to pull out a chair at the place set for us and invite the Holy Spirit into our every day.

If this is the first time you've gathered together, take a few moments to get to know your group. Introduce yourself with something as simple as your name and why you've come to study God's Word. And if you want to jump in to get things started, discuss the following questions:

- *What do you know about verse mapping? What do you hope to learn on this verse mapping journey?*
- *What's your biggest barrier to overcome in studying God's Word? Is it a lack of time? Knowledge? Or something else?*

FEASTING: VIDEO STORY

Play the video segment for session one. As you watch the first video, follow the verse mapping guide points starting on the next page and refer to the completed map on pages 24–25. Take brief notes or record questions that might lead you to further research in your independent study time this week.

Notes

1 *verse*

What makes the book of Acts (Acts of the Apostles) unique:

Out of twenty-seven books in the New Testament—the Gospels (Matthew to John), the Acts of the Apostles, Paul’s letters (Romans to Philemon), the remaining general letters (Hebrews to Jude), and a book of prophecy known as Revelation—Acts is the outlier as we place categories to the books

Acts is the only sequel written by a Gospel author (Luke 1:3; Acts 1:1) and the only book (with the Gospel of Luke) to offer a detailed account of Jesus’ ascension

In the book of Acts, Luke builds a foundation of faith for the early church—based on accounts of Jesus’ majesty and authority, His atoning death and resurrection, and the arrival and empowering work of the Holy Spirit in the lives of believers (Acts 2:1–4)

2 *design*

There are two defined acts of the Holy Spirit in this passage: “the blowing of a violent wind,” and the “tongues of fire that separated and came to rest” on all those in the room

The New King James Version describes “a rushing of mighty wind” and “divided tongues, as of fire”

Other translations: “a sound like a strong wind, gale force” (MSG) and “a violent, rushing wind” (NASB). And of the fire, these translations describe it as “what seemed to be tongues of fire” (MSG) and “tongues of fire, distributing themselves” (NASB).

Violent wind FILLED the room and then the disciples were FILLED with the Holy Spirit. The Holy Spirit FILLED the COMMUNITY—and each believer—to individual completion.

3 *develop*

In the Greek, *pléroó* (S. 4137) [S. is an abbreviation for *The NIV Exhaustive Concordance*] is used to describe the violent rush of breath in the room, meaning “to fill or amply supply; to complete, or fill to individual capacity”

In the Greek, the word used for “fire” is *pyr* (S. 4442), meaning “fire, a spark or flame.” It’s used figuratively here, describing God’s Spirit as a holy fire, light or lightning, or an eternal flame.

In the Greek, *glóssa* (S. 1100) means “speech or language.” The believers in the upper room were each made individually complete . . . by the BREATH of GOD filling their lungs . . . to thereafter speak the LANGUAGE of LIGHT.

4 *actions*

Holy Spirit’s ACTIONS to establish the church:

Violent wind FILLED the upper room (Acts 2:2)

Disciples were FILLED with the Holy Spirit (Acts 2:3–4)

Holy Spirit FILLED the COMMUNITY—and each believer—to individual completion (Acts 2:4)

Resulting actions:

“Every nation” of those gathered hear the rush of WIND (Acts 2:5)

Crowds are “utterly amazed” to hear disciples speaking foreign TONGUES (Acts 2:7)

Peter stands up to explain what is happening—some three thousand people come to believe in Christ that day (Acts 2:40–41)

5 *outcome*

Acts is a portrait of COMMUNITY among believers + UNITY with the Holy Spirit. We have the same access to the Holy Spirit that the disciples did, and the same empowering actions for the church to grow.

➤ | *We are never meant to
walk our faith journey alone.* | ➤

4

actions

What if we were never meant to walk our faith journey alone?

Holy Spirit's ACTIONS to establish the church—

- *Violent wind FILLED the upper room (Acts 2:2)*
- *Disciples were FILLED with the Holy Spirit (Acts 2:3–4)*
- *Holy Spirit FILLED the COMMUNITY—and each believer—to individual completion (Acts 2:4)*

Resulting actions—

- *“every nation” of those gathered hear the rush of WIND (Acts 2:5)*
- *Crowds are “utterly amazed” to hear disciples speaking foreign TONGUES (Acts 2:7)*
- *Peter stands up to explain what is happening—some 3,000 people come to believe in Christ that day (Acts 2:40–41)*

5

outcome

Acts is a portrait of COMMUNITY among believers + UNITY with the Holy Spirit. We have the same access to the Holy Spirit that the disciples did; and the same empowering actions for the church to grow.

1 *verse*

ACTS 2:1–4 (NIV)

When the day of Pentecost came, they were all together in one place. Suddenly a sound like the blowing of a violent wind came from heaven and filled the whole house where they were sitting. They saw what seemed to be tongues of fire that separated and came to rest on each of them. All of them were filled with the Holy Spirit and began to speak in other tongues as the Spirit enabled them.

2 *design* ————— *develop* 3

- **NKJV:** “And suddenly there came a sound from heaven, as of a rushing mighty wind . . . Then there appeared to them divided tongues, as of fire . . .”
-
-

- **WIND**—*pnoé* (S. 4157):
“wind”—but wind that comes as a BREATH; a respiration breeze, with gale-force strength
- **FILLED**—*pléroó* (S. 4137):
“to fill or amply supply; to complete, or fill to individual capacity”
- **FIRE**—*pýr* (S. 4442):
“fire; a spark or flame.”
Used figuratively: “God’s Spirit—a holy fire, light or lightning, or an eternal flame”
- **TONGUES**—*glóssa* (S. 1100):
“speech or language”

▶ From the Video ◀

I took a deep breath and walked into the women’s Bible study. The fellowship hall was packed with more than a hundred women. Smiling faces were everywhere, and cheery voices created a hum in the air. The women carried Bibles and notebooks. I watched as they hugged at the donut table and caught up over cups of coffee I could smell lingering in the air. Everyone seemed energized about this fellowship thing called “Bible Study.”

I stopped and stood in the back of the room, feeling a little intimidated because I didn’t know anyone. A crippling thought kept running through my mind: How was I going to hide the fact that I didn’t always understand the Bible? Instead of being excited, I wanted to turn around and run out of that room. (But I didn’t. I stayed.)

Jesus appeared to disciples after His crucifixion and opened the Scriptures to them. “He said to them, ‘How foolish you are, and how slow to believe all that the prophets have spoken! Did not the Messiah have to suffer these things and then enter his glory?’ And beginning with Moses and all the Prophets, he explained to them what was said in all the Scriptures concerning himself” (Luke 24:25–27).

FEAST TABLE: DISCUSSION

Take a few moments with your group to discuss the video you just watched and explore these concepts in Scripture.

1. Think about Luke’s documentation of events that led to the birth of the church in Jerusalem, around AD 30–35. How does he use these accounts to paint a detailed portrait of our heritage as believers? Starting out on this faith journey, do you think the members of

the early church could have envisioned the message of the gospel traveling from Jerusalem, to Judea and Samaria, and eventually all the way to Rome?

2. Select a volunteer (or more than one) to read Luke 3:16, John 4:1–2, and Acts 1:7–8 aloud to the group. How do these verses foretell the arrival and actions of the Holy Spirit seen in Acts 2:1–4? What kind of authority does the Holy Spirit bring to believers?

3. Select a different volunteer to read Acts 2:14–38 aloud to the group. How long did the Holy Spirit wait before enabling Peter to speak out—in this, his first public sermon? Are we empowered by the Holy Spirit to speak out and share the gospel in the same way?

4. When we put our faith in Jesus, His Holy Spirit breathes life into our lungs and baptizes our tongues. How does the Holy Spirit bring individual UNITY to each of us, and cultivate a COMMUNITY of believers?

Define “fellowship.” How is fellowship different from community? What do these mean to you?

How important is community in the life of a believer?

FEAST TABLE: GROUP ACTIVITY

For this activity, each participant will need a Bible, pens/markers, and a smart device (such as a phone or tablet).

- Using a Bible or Bible app on a smart device, look up two additional translations of Acts 2:1–4, and then record them on the completed map on pages 24–25.
- To start your verse mapping journey, pray as a group and select one verse you’ll map from Acts 1–2 in individual study time this week. Gather in Week 2 and discuss how your map is the same or differed from others’ maps.

FEAST TABLE: CLOSING PRAYER

If you’ve gathered for a verse mapping study before, you know the experience begins and ends with prayer.

Today we gather around the table with open hearts, expecting the Holy Spirit to breathe life into this space, and as we pray, to open the Word of God in us like never before.

session

1

INDIVIDUAL STUDY

➤ The Fellowship ➤

When the day of Pentecost came, they were all together in one place. Suddenly a sound like the blowing of a violent wind came from heaven and filled the whole house where they were sitting. They saw what seemed to be tongues of fire that separated and came to rest on each of them. All of them were filled with the Holy Spirit and began to speak in other tongues as the Spirit enabled them.

ACTS 2:1–4

We're in the same COMMUNITY today as those in the upper room. We have the same Holy Spirit and the same opportunity to cultivate His church. We've also pulled our chair up to the FEAST table, "hands out," carrying all our FEARS and FAILURES, with intimidated FAITH and cracks in the FOUNDATION of our beliefs. And we're PRAYING to know what to do, just like those early believers.

FEAST: INDIVIDUAL STUDY INVITATION

Fellowship. Followers. New believers and spiritual family . . .


The book is called the Acts of the Apostles—but by now, you're learning the acts outlined in its pages shine a spotlight not just on the early believers but more so on the miraculous outworking of the Holy Spirit. That's the invitation you'll find in Acts 1–2: to step into an upper room with Him (1:12–14); to engage in the promise that He'll meet you there (1:7–8) and

immediately qualify you with authority for far greater things than you could have ever imagined (2:14).


Breathe in—that's His respiration breath enveloping you as you explore (2:1–2).

Dwell in—that's His presence completing you as you study (2:3–4).

Remove the words "I can't" from your vocabulary. Because with the Holy Spirit—in constant, power-laden, authentic fellowship—you find the shift you've been waiting for in your own story. And like Peter who immediately steps out of the upper room to find any former shred of meekness has been replaced with boldness, you'll find you're qualified by and in Him alone (2:14).



When the day of Pentecost came, they were all together in one place. Suddenly a sound like the blowing of a violent wind came from heaven and filled the whole house where they were sitting. They saw what seemed to be tongues of fire that separated and came to rest on each of them. All of them were filled with the Holy Spirit and began to speak in other tongues as the Spirit enabled them.



(ACTS 2:1–4)

Gather

INDIVIDUAL STUDY SUPPORT

If this is your first time verse mapping, you may need a couple of prompts to get started. Or refer back to the Verse Mapping 101 Guide at the beginning of your study guide.

- 1** *verse* What verse am I mapping? What key themes or specific words are speaking to me today?
- 2** *design* What different translations make up the design for this verse? Underline key phrases or words that are repeated across different translations.
- 3** *develop* What is the Hebrew or Greek meaning for the underlined phrases or words?
- 4** *actions* What actions develop the story in this verse? What is happening in this verse? To whom?
- 5** *outcome* Review your map from beginning to end. Notice what God is saying to you through the verse map. How does your life apply to your life?

Read

ACTS 1–2

Take time this week, whether five minutes today or an hour tomorrow, to live out that prayer. And see what happens next. See how the BREATH of WIND and the TONGUES of FIRE empower you to dive into God’s Word.

Pray and invite the Holy Spirit into your time in the Word. When you are ready, turn to one of the blank verse maps in this section.

Read Acts 1–2. Select and map a verse that speaks to your heart. If your group selected a verse to map and discuss together, map that verse this week as well. Prepare to discuss what you’ve learned when your group gathers again.

He’s called you to discipleship . . . time to descend the stairs.

Study Prompt

Look at the verse in context. Think like a storyteller—how would you explain what’s happening in your verse? Find the five senses in the story—sight, smell, sound, taste, and touch—as if you stepped into the characters’ shoes. Look at what occurred before and after your verse. What’s happening that caused the action in your verse?

Study Support Examples

Information you might find in your research . . .

Themes and Theology: 1. *The mission and the messengers.* If the Gospel of Luke is about “all that Jesus began to do and to teach” (Acts 1:1), Acts is about what Jesus continues to do through his disciples in the power of the Spirit. The role of the disciples is to be Jesus’ “witnesses” (1:8), his representatives. Acts 1:8 represents both the central theme of the book (the unstoppable progress of the gospel) and its general outline: beginning in Jerusalem and moving outward in concentric circles through Judea, Samaria, and to the ends of the earth. The traditional title of the book, “the Acts of the Apostles,” fails to reflect accurately the book’s contents, since the 12 apostles play a relatively minor role. The main human characters, like Peter, Barnabas, Stephen, Philip, and Paul, play a central role not because of their *status* as apostles but because of their *function* in breaking down barriers to the advance of the gospel. Acts is fundamentally about the mission of the church and the progress of salvation from its Jewish roots to the Gentile world.

The Spirit Empowers the Church for Witness (1:1–2:47)

- A. Jesus Taken Up Into Heaven (1:1–11)
- B. Matthias Chosen to Replace Judas (1:12–26)
- C. The Events on the Day of Pentecost (2:1–47)
 - 1. The Holy Spirit Comes at Pentecost (2:1–13)
 - 2. Peter Addresses the Crowd (2:14–41)
 - 3. The Fellowship of the Believers (2:42–47)

4

actions

What actions develop the story in this verse? What is happening in this verse? To whom?

5

outcome

What is God saying to me today? How do I apply this to my life?

1 *verse*

What verse am I mapping? What key themes or specific words are speaking to me today?

2 *design*

What different translations make up the design for this verse? Underline key phrases or words repeated.

develop **3**

What is the Hebrew or Greek meaning for the underlined phrases or words?

4

actions

What actions develop the story in this verse? What is happening in this verse? To whom?

5

outcome

What is God saying to me today? How do I apply this to my life?

1

verse

What verse am I mapping? What key themes or specific words are speaking to me today?

2

design

What different translations make up the design for this verse? Underline key phrases or words repeated.

develop

3

What is the Hebrew or Greek meaning for the underlined phrases or words?